

DEPRAG

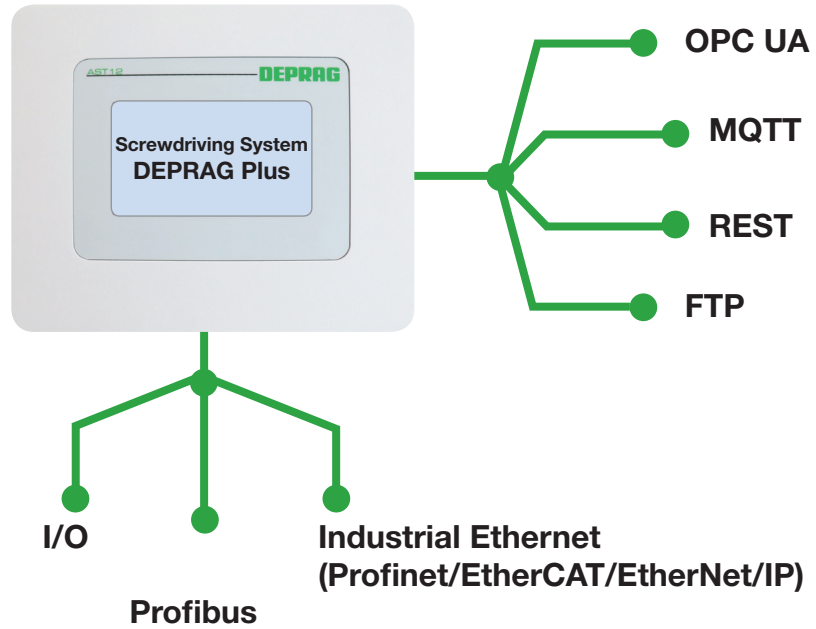
machines unlimited

SCREWDRIVING SYSTEM DEPRAG Plus



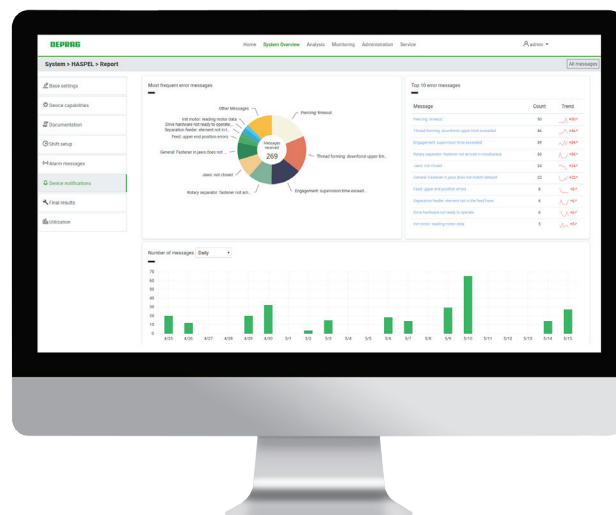
+ CONNECTIVITY

Interfaces



DEPRAG Cockpit

Maintain an overview of your screwdriving systems with the DEPRAG Cockpit. The software enables supervision and analysis of assembly tasks (condition monitoring) and provides analysis tools for continuous process optimization, recognition of trends and predictive maintenance. The DEPRAG Cockpit can even be used to supervise and analyse screwdriving systems from other manufacturers.



DEPRAG Cockpit

As part of the screwdriving system DEPRAG Plus you also receive in the DEPRAG Cockpit Basic **your central user interface** in responsive design

- for parameterisation

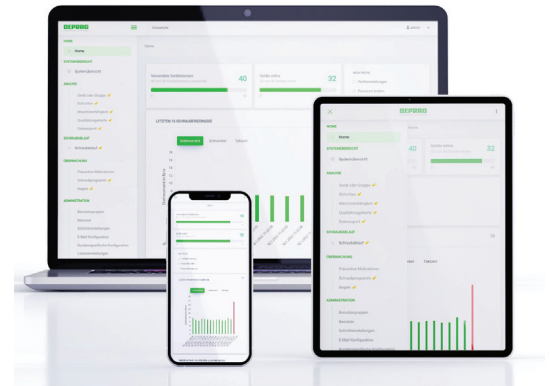
- administration of global settings
- creation and organisation of screwdriving programs
- activation of additional features under DEPRAG Apps
- creation of back-ups and logic functions

- for visualisation

- processing data acquisition for single user

- for documentation

- automatic processing data acquisition of end values and screwdriving curves



Organizer

Organize screwdriving programs > create program groups:

- Simple structuring of screwdriving programs according to component version or product
- Fast change of screwdriving programs for different product versions > saves assembly time
- Easy retrieval of screwdriving programs relating to a specific product

Back-up function

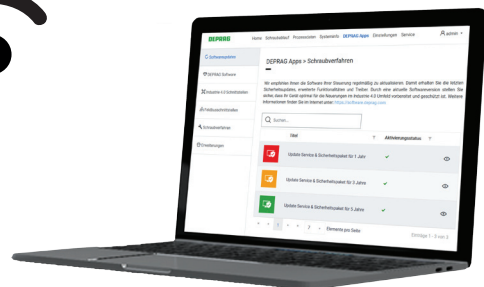
Convenient back-up of system settings, screwdriving parameters, screwdriving results and screwdriving curves

We now have the software packages Professional and Advanced available to augment the software package Cockpit Basic.

Further information can be found in our catalog D3900 Software solutions and updates.

WLAN Client

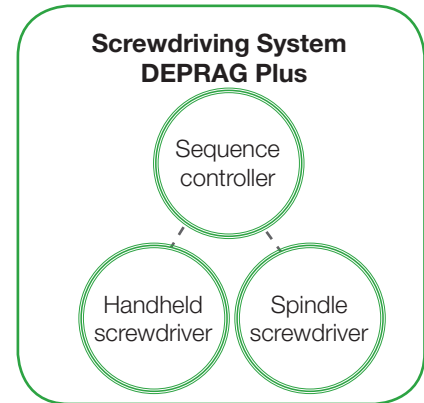
- Wireless connection
- Perfect in restricted areas
- External wireless parameterization
- Secure connection > https



+ FLEXIBILITY

Screwdriving System DEPRAG Plus – ONE system for DEPRAG handheld and spindle screwdrivers

- Extremely versatile for changing assembly requirements
- Reduces training needs
- Intuitive operator guidance with the DEPRAG Cockpit



DEPRAG Apps

Software solutions

- DEPRAG Cockpit Advanced and Professional
- DEPRAG Graph Viewer
- DEPRAG Data eXchange
- DEPRAG Operator Guidance
- Visualisation of the process
- Safety & Change tracking
- DEPRAG Universal Robots Link
- TIA Link
- TwinCAT Link
- Process Control
- Allen-Bradley Link

Industry 4.0 interfaces

- OPC UA, MQTT, REST, FTP

Fieldbus interfaces

- EtherNet/IP, EtherCAT, Profinet, Profibus

Screwdriving procedures

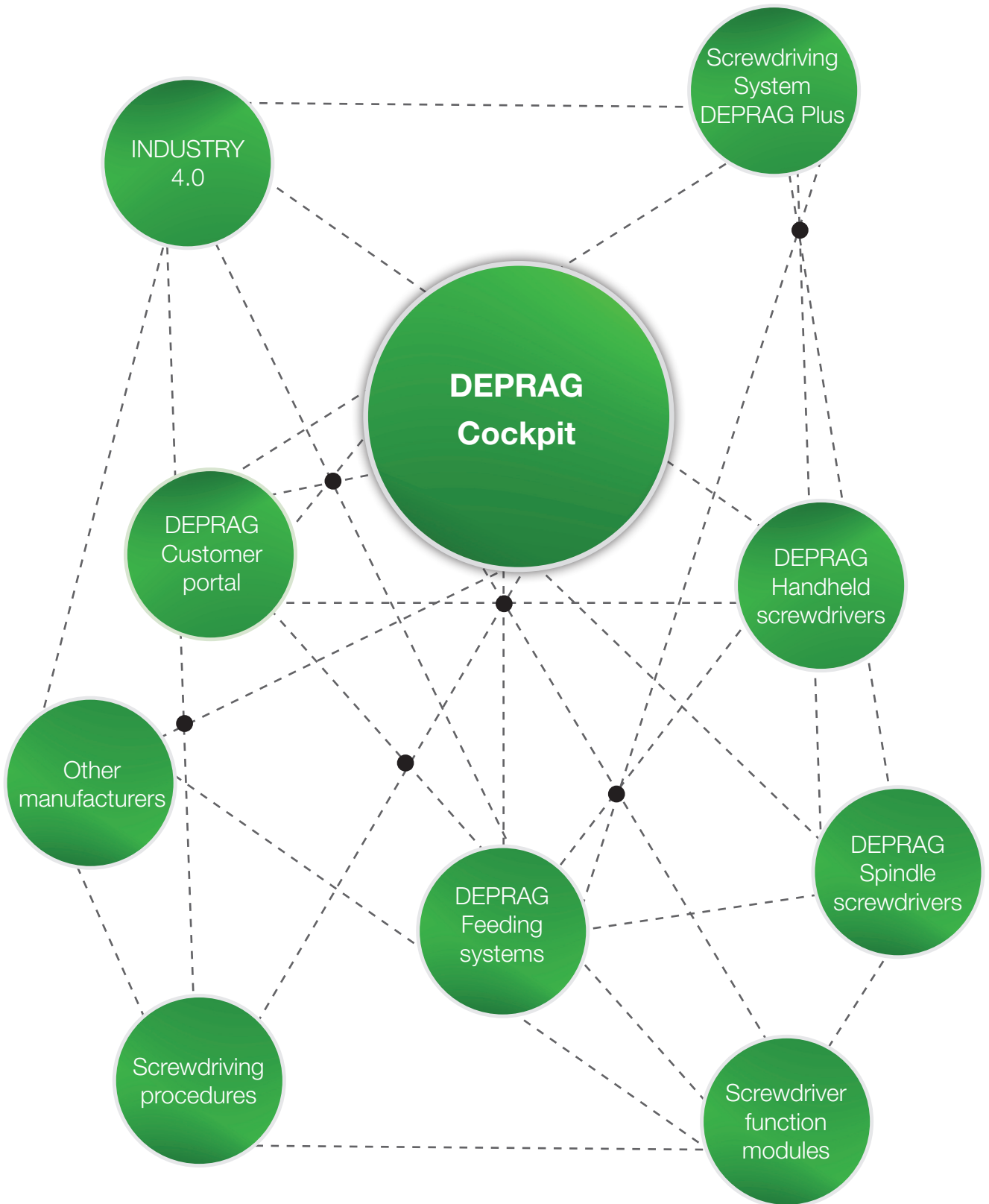
- Torque controlled
- Angle controlled
- Clamp Force Control (seating point detection)
- Friction procedure (friction dependent torque assembly)

Software updates

- Update service and safety package
- one-time
- annual licence


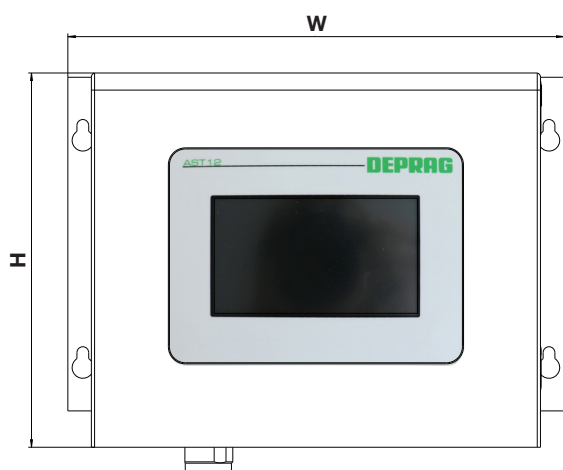


Fit for the future ...
with the DEPRAG Cockpit Platform





TECHNICAL DATA SEQUENCE CONTROLLER

| Type Part no. | AST12-1 115001A | AST12-1 PB 115001B | AST12-1 IE 115001C |
|---|---|--|---|
| Software DEPRAG Cockpit Basic is already pre-installed | | | |
| Max. number of programs saved | 1000 | | |
| Max. number of screwdriving curves saved (graphic data) | 1000 | | |
| Max. number of screwdriving results saved | last 7 days complete (> 80.000 in 24h) | | |
| Interfaces | EA = inputs/outputs | EA = inputs/outputs PB = Profibus | EA = inputs/outputs IE = Profinet/EtherCAT/EtherNet/IP |
| Display | Graphic display with touch feature (capacitive) | | |
| Industry 4.0 interfaces | REST OPC UA MQTT FTP | | |
| Power connection | V / Hz | 85-264 / 50-60 | |
| Protection class | | IP40 | |
| Dimensions (W x H x D) | mm/in. | 232 x 175 x 138 / 9.05 x 6.8 x 5.38 | |
| Weight | kg/lbs | 3.8 / 8.36 | |
| Required accessories: | | | |
| Power cable EU US UK Brazil China | Part no. | 833790 833791 833792 207388 832927 | |
| Optional accessories: | | | |
| Base stand | Part no. | 120234A | |
| WLAN Client | Part no. | 146766 | |
| Part sensor capacitive | Part no. | 354841G | |
| Scanner | Part no. | 914783A | |
| Connection cable AST12 to scanner | Part no. | 128136A | |




TECHNICAL DATA SEQUENCE CONTROLLER

| Type | AST12-2 | AST12-2 PB | AST12-2 IE |
|---|---|--|---|
| Part no. | 115002A | 115002B | 115002C |
| Type | AST12-3 | AST12-3 PB | AST12-3 IE |
| Part no. | 115003A | 115003B | 115003C |
| Software DEPRAG Cockpit Basic is already pre-installed | | | |
| Max. number of programs saved | 1000 | | |
| Max. number of screwdriving curves saved (graphic data) | 1000 | | |
| Max. number of screwdriving results saved | last 7 days complete (> 80.000 in 24h) | | |
| Interfaces | EA = inputs/outputs | EA = inputs/outputs PB = Profibus | EA = inputs/outputs IE = Profinet/EtherCAT/EtherNet/IP |
| Display | Graphic display with touch feature (capacitive) | | |
| Industry 4.0 interfaces | REST OPC UA MQTT FTP | | |
| Power connection | V / Hz | 100-240 / 50-60 | |
| Protection class | | IP54 | |
| Dimensions (W x H x D) | mm/in. | 232 x 295 x 235.5 / 9.05 x 11.6 x 9.27 | |
| Weight AST12-2 AST12-3 | kg/lbs | 9.3/20.46 11.3/24.86 | |
| Required accessories: | | | |
| Power cable EU US China Brazil | Part no. | 385443A 385443B 385443C 385443D | |
| Optional accessories: | | | |
| Scanner | Part no. | 914783A | |
| Connection cable AST12 to scanner | Part no. | 128136A | |
| Base stand | Part no. | 300085A | |
| WLAN Client | Part no. | 146766 | |
| Part sensor capacitive | Part no. | 354841G | |




TECHNICAL DATA HANDHELD SCREWDRIVER, straight design, size 22

| | | | | | | | |
|---|---|-----------------------------------|---------------------------|---------------------------|---------------------------|---------------------------|---------------------------|
| MINIMAT-EC Handheld screwdriver Straight design, push-to-start |  | Type Part no. | 321EGA22-00005 503031A | 321EGA22-00012 503031B | 321EGA22-00025 503031C | 321EGA22-00050 503031D | 321EGA22-00080 503031E |
| MINIMAT-EC Handheld screwdriver Straight design, lever start | | Type Part no. | 321EGT22-00005 503032A | 321EGT22-00012 503032B | 321EGT22-00025 503032C | 321EGT22-00050 503032D | 321EGT22-00080 503032E |
| MINIMAT-EC Handheld screwdriver In combination with feeder | | Type Part no. | - - | - - | 321EGZ22-00025 503033C | 321EGZ22-00050 503033D | 321EGZ22-00080 503033E |
| Torque accuracy | | | 2 % standard deviation | | | | |
| Torque range from to | Nm | 0.01 - 0.05 | 0.03 - 0.12 | 0.05 - 0.25 | 0.1 - 0.5 | 0.16 - 0.8 | |
| | in.lbs | 0.09 - 0.44 | 0.27 - 1.06 | 0.44 - 2.2 | 0.89 - 4.43 | 1.42 - 7.08 | |
| Speed range from to | rpm | 120 - 1500 | 120 - 1500 | 100 - 2000 | 80 - 1600 | 60 - 1200 | |
| Diameter | mm/in. | 30.5 / 1.2 | 30.5 / 1.2 | 30.5 / 1.2 | 30.5 / 1.2 | 30.5 / 1.2 | |
| Length | mm/in. | 223 / 8.7 | 223 / 8.7 | 223 / 8.7 | 223 / 8.7 | 223 / 8.7 | |
| Weight | kg/lbs | 0.6 / 1.32 | 0.6 / 1.32 | 0.6 / 1.32 | 0.6 / 1.32 | 0.6 / 1.32 | |
| Noise level | dB (A) | 60 | 60 | 60 | 60 | 60 | |
| Drive with quick change chuck | | 4 mm half moon | 4 mm half moon | 4 mm half moon | 4 mm half moon | 4 mm half moon | |
| Connection parts with inserting end | | | | | | | |
| Used with sequence controller | | AST12-1 AST12-1 PB AST12-1 IE | | | | | |
| Optional accessories: | | | | | | | |
| Spring sleeve cpl., without suction | | | 4032802A *) | | | | |
| Spring sleeve cpl., with suction | | | 4032802B *) | | | | |
| Support ring | | | 389775C *) | | | | |
| Motor cable extension | | | see page 19 | | | | |

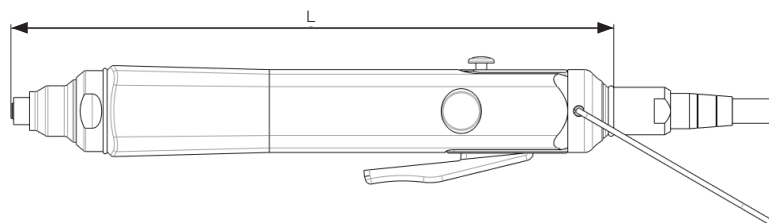
*) not suitable for screwdriver in combination with feeder

The motor cable, 2.5-meters long, is solidly connected to the screwdriver


| | | | | |
|---|---|-----------------------------------|---------------------------|---------------------------|
| MINIMAT-EC Handheld screwdriver Straight design, push-to-start |  | Type Part no. | 321EGA22-00120 503031F | 321EGA22-00200 503031G |
| MINIMAT-EC Handheld screwdriver Straight design, lever start | | Type Part no. | 321EGT22-00120 503032F | 321EGT22-00200 503032G |
| MINIMAT-EC Handheld screwdriver In combination with feeder | | Type Part no. | 321EGZ22-00120 503033F | 321EGZ22-00200 503033G |
| Torque accuracy | | | 2 % standard deviation | |
| Torque range from to | Nm/in.lbs | 0.18 - 1.2 / 1.6 - 10.6 | 0.4 - 2 / 3.5 - 17.7 | |
| | | | | |
| Speed range from to | rpm | 50 - 900 | 30 - 550 | |
| Diameter | mm/in. | 30.5 / 1.2 | 30.5 / 1.2 | |
| Length | mm/in. | 215 / 8.4 | 215 / 8.4 | |
| Weight | kg/lbs | 0.6 / 1.32 | 0.6 / 1.32 | |
| Noise level | dB (A) | 60 | 60 | |
| Internal hex drive with quick change chuck DIN ISO 1173 | | F6.3 (¼") | F6.3 (¼") | |
| Connection parts with inserting end DIN ISO 1173 | | E6.3 (¼") | E6.3 (¼") | |
| Used with sequence controller | | AST12-1 AST12-1 PB AST12-1 IE | | |
| Optional accessories: | | | | |
| Spring sleeve cpl., without suction | | | 364672A *) | |
| Spring sleeve cpl., with suction | | | 364672C *) | |
| Support ring | | | 389775C *) | |
| Motor cable extension | | | see page 19 | |

*) not suitable for screwdriver in combination with feeder

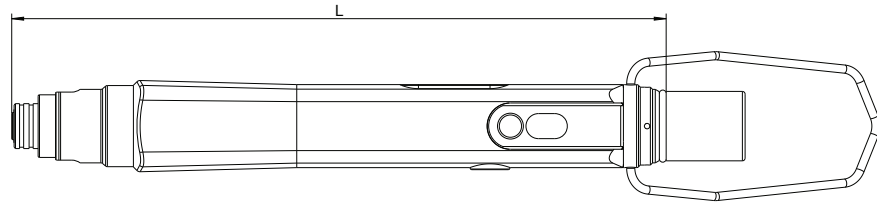
The motor cable, 2.5-meters long, is solidly connected to the screwdriver




TECHNICAL DATA HANDHELD SCREWDRIVER, straight design, size 27

| | | | | | | | High Performance |
|---|---|---|--------------------------|--------------------------|--------------------------|-----------------------------------|-----------------------------|
|  | MINIMAT-EC Handheld screwdriver Straight design, push-to-start | Type Part no. | 321EGA27-0010 503042A | 321EGA27-0018 503042B | 321EGA27-0024 503042C | 321EGA27-0042 503042D | 321EGA27-0042-HP 503042E |
| | MINIMAT-EC Handheld screwdriver Straight design, lever start | Type Part no. | 321EGT27-0010 503043A | 321EGT27-0018 503043B | 321EGT27-0024 503043C | 321EGT27-0042 503043D | 321EGT27-0042-HP 503043E |
| | MINIMAT-EC Handheld screwdriver In combination with feeder | Type Part no. | - - | 321EGZ27-0018 503044B | 321EGZ27-0024 503044C | 321EGZ27-0042 503044D | 321EGZ27-0042-HP 503044E |
| Torque accuracy | | 2 % standard deviation | | | | | |
| Torque range from to | Nm/in.lbs | 0.15-1/1.33-8.85 | 0.4-1.8/3.54-15.9 | 0.4-2.4/3.54-21.2 | 0.7-4.2/6.2-37.2 | 0.7-4.2/6.2-37.2 | |
| Speed range from to | rpm | 50 - 1000 | 100 - 1000 | 50 - 700 | 40 - 400 | 40 - 750 | |
| Diameter | mm/in. | 30.5 / 1.2 | 30.5 / 1.2 | 30.5 / 1.2 | 30.5 / 1.2 | 30.5 / 1.2 | |
| Length | mm/in. | 238 / 9.3 | 238 / 9.3 | 238 / 9.3 | 251 / 9.8 | 238 / 9.3 | |
| Weight | kg/lbs | 0.58 / 1.3 | 0.58 / 1.3 | 0.58 / 1.3 | 0.63 / 1.4 | 0.58 / 1.3 | |
| Noise level | dB (A) | 60 | 60 | 60 | 60 | 60 | |
| Internal hex drive with quick change chuck DIN ISO 1173 | | F6.3 (¼") | F6.3 (¼") | F6.3 (¼") | F6.3 (¼") | F6.3 (¼") | |
| Connection parts with inserting end DIN ISO 1173 | | E6.3 (¼") | E6.3 (¼") | E6.3 (¼") | E6.3 (¼") | E6.3 (¼") | |
| Used with sequence controller | | AST12-1 AST12-1 PB AST12-1 IE | | | | AST12-2 AST12-2 PB AST12-2 IE | |
| Required accessories: | | | | | | | |
| Motor cable straight design Length 2.5m 5m 8m 12m 20m | | 117352A 117352B 117352C 117352D 117352E | | | | | |
| Motor cable with angle connector Length 2.5m 5m 8m 12m 20m | | 117353A 117353B 117353C 117353D 117353E | | | | | |
| Optional accessories: | | | | | | | |
| Spring sleeve cpl., without suction | | 364672A *) | | | | | |
| Spring sleeve cpl., with suction | | 364672C *) | | | | | |
| Support ring | | 389775C *) | | | | | |

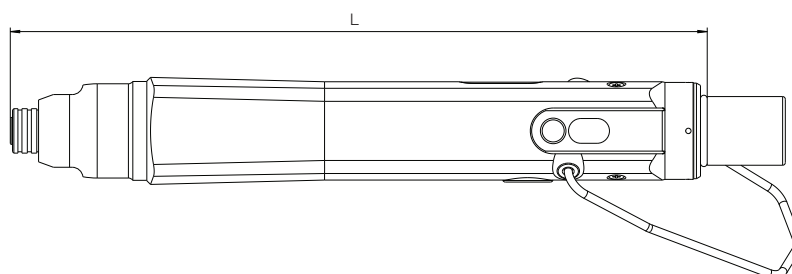
*) not suitable for screwdriver in combination with feeder




TECHNICAL DATA HANDHELD SCREWDRIVER, straight design, size 36

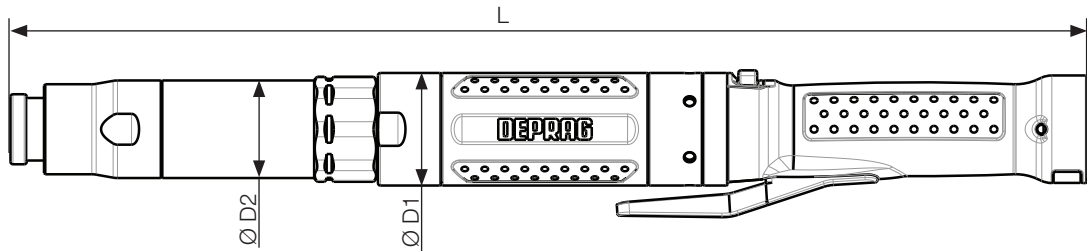
| | | | | | | | | |
|---|---|------------------------|--------------------------|--------------------------|--------------------------|--------------------------|--------------------------|--------------------------|
| MINIMAT-EC Handheld screwdriver Straight design, push-to-start |  | Type Part no. | 321EGA36-0040 503061A | 321EGA36-0060 503061B | 321EGA36-0090 503061C | 321EGA36-0120 503061D | 321EGA36-0180 503061E | 321EGA36-0250 503061F |
| MINIMAT-EC Handheld screwdriver Straight design, lever start | | Type Part no. | 321EGT36-0040 503062A | 321EGT36-0060 503062B | 321EGT36-0090 503062C | 321EGT36-0120 503062D | 321EGT36-0180 503062E | 321EGT36-0250 503062F |
| MINIMAT-EC Handheld screwdriver In combination with feeder | | Type Part no. | 321EGZ36-0040 503069A | 321EGZ36-0060 503069B | 321EGZ36-0090 503069C | 321EGZ36-0120 503069D | 321EGZ36-0180 503069E | - - |
| Torque accuracy | | 2 % standard deviation | | | | | | |
| Torque range from to | Nm in.lbs | 0.8 - 4 7.08 - 35.4 | 1 - 6 8.85 - 53.1 | 2 - 9 17.7 - 79.65 | 2 - 12 17.7 - 106.2 | 3 - 18 26.55 - 159.3 | 5 - 25 44.25 - 221.25 | |
| Speed range from to | rpm | 100 - 1000 | 70 - 740 | 50 - 540 | 35 - 380 | 25 - 280 | 20 - 220 | |
| Diameter | mm/in. | 36.5/1.42 | 36.5/1.42 | 36.5/1.42 | 36.5/1.42 | 36.5/1.42 | 36.5/1.42 | 36.5/1.42 |
| Length | mm/in. | 259/10.1 | 259/10.1 | 259/10.1 | 259/10.1 | 259/10.1 | 259/10.1 | 259/10.1 |
| Weight | kg/lbs | 0.84/1.85 | 0.84/1.85 | 0.84/1.85 | 0.84/1.85 | 0.89/1.96 | 0.89/1.96 | 0.89/1.96 |
| Noise level | dB (A) | 62 | 62 | 62 | 62 | 62 | 62 | 62 |
| Internal hex drive with quick change chuck DIN ISO 1173 | | F6.3 (1/4") | F6.3 (1/4") | F6.3 (1/4") | F6.3 (1/4") | F6.3 (1/4") | F6.3 (1/4") | F6.3 (1/4") |
| Connection parts with inserting end DIN ISO 1173 | | E6.3 (1/4") | E6.3 (1/4") | E6.3 (1/4") | E6.3 (1/4") | E6.3 (1/4") | E6.3 (1/4") | E6.3 (1/4") |
| Used with sequence controller | AST12-2 AST12-2 PB AST12-2 IE | | | | | | | |
| Required accessories: Motor cable straight design Length 2.5m 5m 8m 12m 20m | 117352A 117352B 117352C 117352D 117352E | | | | | | | |
| Motor cable with angle connector Length 2.5m 5m 8m 12m 20m | 117353A 117353B 117353C 117353D 117353E | | | | | | | |
| Optional accessories: Spring sleeve cpl., without suction Spring sleeve cpl., with suction Support ring | 364672A *) 364672C *) 389775C *) | | | | | | | |

*) not suitable for screwdriver in combination with feeder




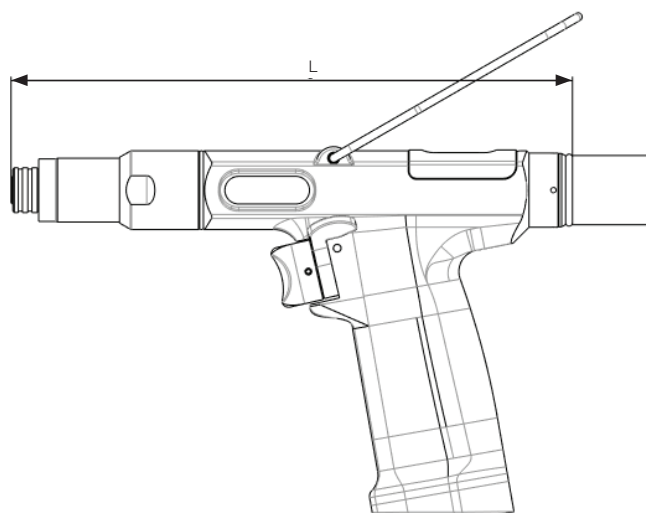
TECHNICAL DATA HANDHELD SCREWDRIVER, straight design, size 36

| | | | | | | |
|--|---|--|------------------------|---------------------------|-------------------------|---------------|
| MINIMAT-EC Handheld screwdriver Straight design, push-to-start |  | Type | 322EGA36-0120 | 322EGA36-0200 | 322EGA36-0320 | 322EGA36-0500 |
| Part no. | | 504011A | 504011B | 504011C | 504011D | |
| MINIMAT-EC Handheld screwdriver Straight design, lever start | | Type | 322EGT36-0120 | 322EGT36-0200 | 322EGT36-0320 | 322EGT36-0500 |
| Part no. | | Part no. | 504012A | 504012B | 504012C | 504012D |
| Torque accuracy | | | 2 % standard deviation | | | |
| Torque range from to | Nm in.lbs | 2.4 - 12 21.24 - 106.2 | 4 - 20 35.4 - 177 | 6.4 - 32 56.64 - 283.2 | 10 - 50 88.5 - 442.5 | |
| Speed range from to | rpm | 50 - 1000 | 35 - 700 | 25 - 450 | 20 - 290 | |
| Diameter D1/D2 | mm in. | 45/39 1.75/1.52 | 45/39 1.75/1.52 | 45/39 1.75/1.52 | 45/39 1.75/1.52 | |
| Length | mm/in. | 400/15.6 | 400/15.6 | 430/16.77 | 430/16.77 | |
| Weight | kg/lbs | 1.7 / 3.7 | 1.7 / 3.7 | 1.9 / 4.2 | 1.9 / 4.2 | |
| Noise level | dB (A) | 62 | 62 | 62 | 62 | |
| Internal hex drive with quick change chuck DIN ISO 1173 | | F6.3 (¼") | F6.3 (¼") | F11.2 (7/16") | F11.2 (7/16") | |
| Connection parts with inserting end DIN ISO 1173 | | E6.3 (¼") | E6.3 (¼") | E11.2 (7/16") | E11.2 (7/16") | |
| Used with sequence controller | | AST12-3 AST12-3 PB AST12-3 IE | | | | |
| Required accessories: Motor cable straight design Length 2.5m 5m 8m 12m | | 125496A 125496B 125496C 125496D | | | | |
| Optional accessories: Spring sleeve cpl.. without suction Spring sleeve cpl.. with suction Support ring Hanging bracket | | 364672A 364672C 134139A 3275961 | | | | |




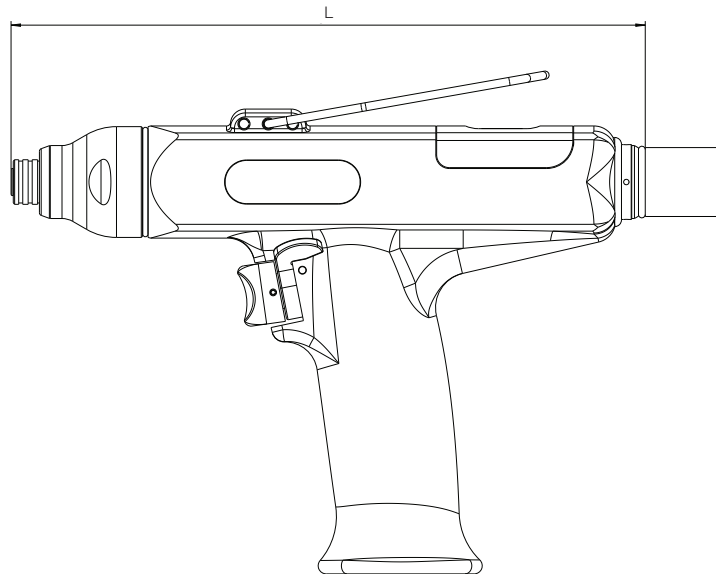
TECHNICAL DATA HANDHELD SCREWDRIVER, pistol grip, size 27

| MINIMAT®-EC Handheld screwdriver Pistol grip, trigger-start |  | Type Part no. | | | | High Performance | High Performance | |
|---|---|---|--------------------------|--------------------------|-----------------------------------|-----------------------------|-----------------------------|--|
| | | | 321EPT27-0010 503045A | 321EPT27-0024 503045B | 321EPT27-0042 503045C | 321EPT27-0042-HP 503045D | 321EPT27-0080-HP 503045E | |
| Torque accuracy | | | | | | | 2 % standard deviation | |
| Torque range from to | Nm in.lbs | 0.15 - 1 1.33 - 8.85 | 0.4 - 2.4 3.5 - 21.2 | 0.7 - 4.2 6.2 - 37.2 | 0.7 - 4.2 6.2 - 37.2 | 1.5 - 8 13.28 - 70.8 | | |
| Speed range from to | rpm | 50 - 1000 | 50 - 700 | 40 - 400 | 40 - 750 | 30 - 450 | | |
| Diameter | mm/in. | 29 / 1.13 | 29 / 1.13 | 29 / 1.13 | 29 / 1.13 | 29 / 1.13 | | |
| Length | mm/in. | 207 / 8.1 | 207 / 8.1 | 220 / 8.6 | 207 / 8.1 | 220 / 8.6 | | |
| Weight | kg/lbs | 0.54 / 1.3 | 0.54 / 1.3 | 0.58 / 1.3 | 0.64 / 1.41 | 0.73 / 1.61 | | |
| Noise level | dB (A) | 60 | 60 | 60 | 60 | 60 | | |
| Internal hex drive with quick change chuck DIN ISO 1173 | | F6.3 (¼") | F6.3 (¼") | F6.3 (¼") | F6.3 (¼") | F6.3 (¼") | | |
| Connection parts with inserting end DIN ISO 1173 | | E6.3 (¼") | E6.3 (¼") | E6.3 (¼") | E6.3 (¼") | E6.3 (¼") | | |
| Used with sequence controller | | AST12-1 AST12-1 PB AST12-1 IE | | | AST12-2 AST12-2 PB AST12-2 IE | | | |
| Required accessories: | | | | | | | | |
| Motor cable straight design Length 2.5m 5m 8m 12m 20m | | 117352A 117352B 117352C 117352D 117352E | | | | | | |
| Motor cable with angle connector Length 2.5m 5m 8m 12m 20m | | 117353A 117353B 117353C 117353D 117353E | | | | | | |
| Optional accessories: | | | | | | | | |
| Spring sleeve cpl., without suction | | 364672A | | | | | | |
| Spring sleeve cpl., with suction | | 364672C | | | | | | |








TECHNICAL DATA HANDHELD SCREWDRIVER, pistol grip, size 36

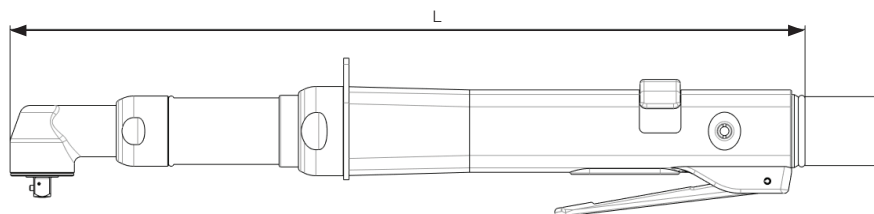
| MINIMAT®-EC Handheld screwdriver Pistol grip, trigger-start |  Type Part no. | 321EPT36-0040 503063A | 321EPT36-0060 503063B | 321EPT36-0120 503063C | 321EPT36-0180 503063D |
|---|--|---|--------------------------|--------------------------|--------------------------|
| Torque accuracy | | 2 % standard deviation | | | |
| Torque range from to | Nm in.lbs | 0.8 - 4 7.08 - 35.4 | 1 - 6 8.85 - 53.1 | 2 - 12 17.7 - 106.2 | 3 - 18 26.55 - 159.3 |
| Speed range from to | rpm | 100 - 1000 | 70 - 740 | 35 - 380 | 25 - 280 |
| Diameter | mm/in. | 41 / 1.6 | 41 / 1.6 | 41 / 1.6 | 41 / 1.6 |
| Length | mm/in. | 235 / 9.2 | 235 / 9.2 | 235 / 9.2 | 235 / 9.2 |
| Weight | kg/lbs | 1 / 2.2 | 1 / 2.2 | 1 / 2.2 | 1.05 / 2.31 |
| Noise level | dB (A) | 62 | 62 | 62 | 62 |
| Internal hex drive with quick change chuck DIN ISO 1173 | | F6.3 (¼") | F6.3 (¼") | F6.3 (¼") | F6.3 (¼") |
| Connection parts with inserting end DIN ISO 1173 | | E6.3 (¼") | E6.3 (¼") | E6.3 (¼") | E6.3 (¼") |
| Used with sequence controller | | AST12-2 AST12-2 PB AST12-2 IE | | | |
| Required accessories: Motor cable straight design Length 2.5m 5m 8m 12m 20m | | 117352A 117352B 117352C 117352D 117352E | | | |
| Motor cable with angle connector Length 2.5m 5m 8m 12m 20m | | 117353A 117353B 117353C 117353D 117353E | | | |
| Optional accessories: Spring sleeve cpl., without suction Spring sleeve cpl., with suction | | 364672A 364672C | | | |



TECHNICAL DATA HANDHELD SCREWDRIVER, angle head, size 27

| | | | | | | |
|--|---|------------------|------------------------------|------------------------------|------------------------------|---|
| MINIMAT-EC Handheld screwdriver Angle head, lever start External square drive DIN 3121 Connection parts with inserting end DIN 3121 Internal square drive |  | Type Part no. | 321EWT27-0022-E6 503046A | 321EWT27-0035-E6 503046B | 321EWT27-0060-E6 503046C | |
| MINIMAT-EC Handheld screwdriver Angle head, lever start External square drive DIN 3121 Connection parts with inserting end DIN 3121 Internal square drive |  | Type Part no. | 321EWT27-0022-E10 503047A | 321EWT27-0035-E10 503047B | 321EWT27-0060-E10 503047C | |
| MINIMAT-EC Handheld screwdriver Angle head, lever start Internal hex drive DIN ISO 1173 with quick change chuck Connection parts with inserting end DIN ISO 1173 External hex drive |  | Type Part no. | 321EWT27-0022-F6 503048A | 321EWT27-0035-F6 503048B | 321EWT27-0060-F6 503048C | High Performance 321EWT27-0060-HP-F6 503048D |
| MINIMAT-EC Handheld screwdriver Angle head, lever start Internal hex drive DIN ISO 1173 for bits Connection parts with inserting end DIN ISO 1173 External hex drive |  | Type Part no. | 321EWT27-0022-D6 503049A | 321EWT27-0035-D6 503049B | 321EWT27-0060-D6 503049C | |
| MINIMAT-EC Handheld screwdriver Angle head, lever start Internal hex drive DIN ISO 1173 for bits with magnet Connection parts with inserting end DIN ISO 1173 External hex drive |  | Type Part no. | 321EWT27-0022-DM6 503050A | 321EWT27-0035-DM6 503050B | 321EWT27-0060-DM6 503050C | |

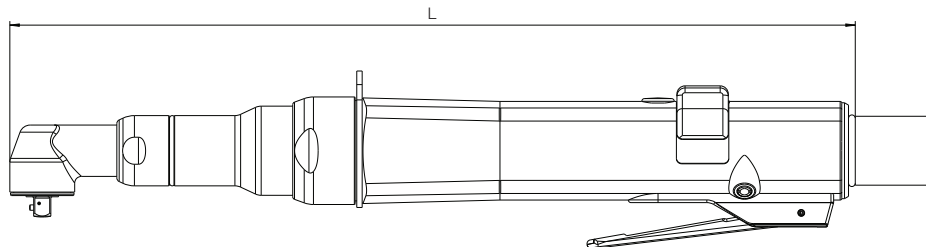
| | | | | | |
|---|-----------|---|----------------------|---------------------|-----------------------------------|
| Torque accuracy | | 2 % standard deviation | | | |
| Torque range from to | Nm/in.lbs | 0.4 - 2.2 / 3.5 - 19.5 | 0.7 - 3.5 / 6.2 - 31 | 1 - 6 / 8.85 - 53.1 | 1 - 6 / 8.85 - 53.1 |
| Speed range from to | rpm | 80 - 800 | 50 - 500 | 30 - 300 | 50 - 550 |
| Diameter | mm/in. | 30.5 / 1.2 | 30.5 / 1.2 | 30.5 / 1.2 | 30.5 / 1.2 |
| Length | mm/in. | 296 / 11.5 | 296 / 11.5 | 309 / 12.05 | 296 / 11.5 |
| Weight | kg/lbs | 0.75 / 1.65 | 0.75 / 1.65 | 0.8 / 1.76 | 0.8 / 1.76 |
| Noise level | dB (A) | 60 | 60 | 60 | 60 |
| Used with sequence controller | | AST12-1 AST12-1 PB AST12-1 IE | | | AST12-2 AST12-2 PB AST12-2 IE |
| Required accessories: Motor cable straight design Length 2.5m 5m 8m 12m 20m | | 117352A 117352B 117352C 117352D 117352E | | | |
| Motor cable with angle connector Length 2.5m 5m 8m 12m 20m | | 117353A 117353B 117353C 117353D 117353E | | | |




TECHNICAL DATA HANDHELD SCREWDRIVER, angle head, size 36

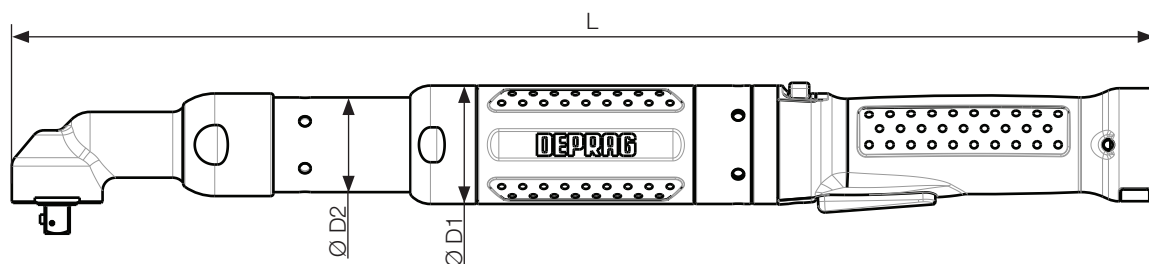
| | | | | | | |
|--|---|------------------|------------------------------|------------------------------|------------------------------|------------------------------|
| MINIMAT-EC Handheld screwdriver Angle head, lever start |  | Type Part no. | 321EWT36-0060-E6 503064A | 321EWT36-0120-E6 503064B | - | - |
| External square drive DIN 3121 | | | E6.3 (1/4") | E6.3 (1/4") | - | - |
| Connection parts with inserting end DIN 3121 | | | G6.3 (1/4") | G6.3 (1/4") | - | - |
| Internal square drive | | | | | | |
| MINIMAT-EC Handheld screwdriver Angle head, lever start |  | Type Part no. | 321EWT36-0060-E10 503065A | 321EWT36-0120-E10 503065B | 321EWT36-0180-E10 503065C | 321EWT36-0250-E10 503065D |
| External square drive DIN 3121 | | | E10 (3/8") | E10 (3/8") | E10 (3/8") | E10 (3/8") |
| Connection parts with inserting end DIN 3121 | | | G10 (3/8") | G10 (3/8") | G10 (3/8") | G10 (3/8") |
| Internal square drive | | | | | | |
| MINIMAT-EC Handheld screwdriver Angle head, lever start |  | Type Part no. | 321EWT36-0060-F6 503066A | 321EWT36-0120-F6 503066B | - | - |
| Internal hex drive DIN ISO 1173 with quick change chuck | | | F6.3 (1/4") | F6.3 (1/4") | - | - |
| Connection parts with inserting end DIN ISO 1173 | | | E6.3 (1/4") | E6.3 (1/4") | - | - |
| External hex drive | | | | | | |
| MINIMAT-EC Handheld screwdriver Angle head, lever start |  | Type Part no. | 321EWT36-0060-D6 503067A | 321EWT36-0120-D6 503067B | - | - |
| Internal hex drive DIN ISO 1173 for bits | | | D6.3 (1/4") | D6.3 (1/4") | - | - |
| Connection parts with inserting end DIN ISO 1173 | | | C6.3 (1/4") | C6.3 (1/4") | - | - |
| External hex drive | | | | | | |
| MINIMAT-EC Handheld screwdriver Angle head, lever start |  | Type Part no. | 321EWT36-0060-DM6 503068A | 321EWT36-0120-DM6 503068B | - | - |
| Internal hex drive DIN ISO 1173 for bits with magnet | | | D6.3 (1/4") | D6.3 (1/4") | - | - |
| Connection parts with inserting end DIN ISO 1173 | | | C6.3 (1/4") | C6.3 (1/4") | - | - |
| External hex drive | | | | | | |

| | | | | | |
|---|-----------|---|-----------------------|------------------------|-------------------------|
| Torque accuracy | | 2 % standard deviation | | | |
| Torque range from to | Nm/in.lbs | 1 - 6 / 8.85 - 53.1 | 2 - 12 / 17.7 - 106.2 | 3 - 18 / 26.55 - 159.3 | 5 - 25 / 44.25 - 221.25 |
| Speed range from to | rpm | 75 - 750 | 40 - 400 | 20 - 240 | 15 - 180 |
| Diameter | mm/in. | 40 / 1.56 | 40 / 1.56 | 40 / 1.56 | 40 / 1.56 |
| Length | mm/in. | 313 / 1.2 | 313 / 12.2 | 321 / 12.52 | 321 / 12.52 |
| Weight | kg/lbs | 1.1 / 2.42 | 1.1 / 2.42 | 1.2 / 2.64 | 1.2 / 2.64 |
| Noise level | dB (A) | 62 | 62 | 62 | 62 |
| Used with sequence controller | | AST12-2 AST12-2 PB AST12-2 IE | | | |
| Required accessories: | | | | | |
| Motor cable straight design Length 2.5m 5m 8m 12m 20m | | 117352A 117352B 117352C 117352D 117352E | | | |
| Motor cable with angle connector Length 2.5m 5m 8m 12m 20m | | 117353A 117353B 117353C 117353D 117353E | | | |



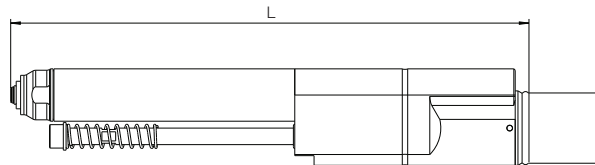
TECHNICAL DATA HANDHELD SCREWDRIVER, angle head, size 36

| | | | | | | |
|--|---|------------------|------------------------------|------------------------------|--------------------------------|--------------------------------|
| MINIMAT-EC Handheld screwdriver Angle head, lever start |  | Type Part no. | 322EWT36-0200-E10 504014A | 322EWT36-0300-E10 504014B | 322EWT36-0500-E12,5 504014C | 322EWT36-0700-E12,5 504014D |
| External square drive DIN 3121 | | | E10 ($\frac{3}{8}$ " | E10 ($\frac{3}{8}$ " | E12,5 ($\frac{1}{2}$ " | E12,5 ($\frac{1}{2}$ " |
| Connection parts with inserting end DIN 3121 Internal square drive | | | G10 ($\frac{3}{8}$ " | G10 ($\frac{3}{8}$ " | G12,5 ($\frac{1}{2}$ " | G12,5 ($\frac{1}{2}$ " |
| Torque accuracy | | | 2 % standard deviation | | | |
| Torque range from to | Nm/in.lbs | | 6-20 / 53.1-177 | 10-30 / 88.5-265.5 | 15-50 / 132.75-442.5 | 20-70 / 177-619.5 |
| Speed range from to | rpm | | 40 - 700 | 30 - 450 | 20 - 280 | 20 - 170 |
| Diameter D1/D2 | mm in. | | 45/36 1.75/1.4 | 45/36 1.75/1.4 | 45/36 1.75/1.4 | 45/36 1.75/1.4 |
| Length | mm/in. | | 435 / 16.97 | 435 / 16.97 | 453.5 / 17.69 | 453.5 / 17.69 |
| Weight | kg/lbs | | 1.7 / 3.7 | 1.7 / 3.7 | 1.9 / 4.2 | 1.9 / 4.2 |
| Noise level | dB (A) | | 62 | 62 | 62 | 62 |
| Used with sequence controller | AST12-3 AST12-3 PB AST12-3 IE | | | | | |
| Required accessories: Motor cable straight design Length 2.5m 5m 8m 12m | 125497A 125497B 125497C 125497D | | | | | |
| Optional accessories: Hanging bracket Suspension | 3275961 134241A | | | | | |



TECHNICAL DATA SPINDLE SCREWDRIVER, straight design, size19

| MICROMAT-EC Spindle screwdriver Straight design | Type Part no. | 321E19-0002 503020A | 321E19-0005 503020B | 321E19-0008 503020C |
|--|------------------|---|------------------------|-------------------------|
| Torque accuracy | | 2 % standard deviation | | |
| Torque range from to | Nm/in.lbs | 0.03 - 0.2 / 0.26 - 1.77 | 0.08 - 0.5 / 0.7 - 4.4 | 0.15 - 0.8 / 1.33 - 7.1 |
| Speed range from to | rpm | 150 - 1500 | 60 - 1200 | 100 - 1000 |
| Diameter | mm/in. | 19 / 0.74 | 19 / 0.74 | 19 / 0.74 |
| Length | mm/in. | 188 / 7.33 | 194 / 7.57 | 194 / 7.57 |
| Weight | kg/lbs | 0.25 / 0.55 | 0.25 / 0.55 | 0.25 / 0.55 |
| Noise level | dB (A) | 60 | 60 | 60 |
| Drive with quick change chuck | | 4 mm half moon | 4 mm half moon | 4 mm half moon |
| Connection parts with inserting end | | 4 mm half moon | 4 mm half moon | 4 mm half moon |
| Used with sequence controller | | AST12-1 AST12-1 PB AST12-1 IE | | |
| Required accessories: | | | | |
| Motor cable straight design Length 2.5m 5m 8m 12m 20m | | 117352A 117352B 117352C 117352D 117352E | | |
| Motor cable with angle connector Length 2.5m 5m 8m 12m 20m | | 117353A 117353B 117353C 117353D 117353E | | |
| Optional accessories: | | | | |
| Depth control digital | | 909052C | | |
| Depth control analog 10 mm | | 908838C plus amplifier 813712 | | |

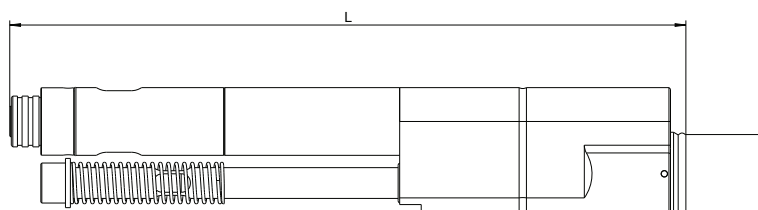


Further information on installation as well as CAD models can be found in the download area on our website www.deprag.com.

TECHNICAL DATA SPINDLE SCREWDRIVER, straight design, size 22 and 27

| MINIMAT-EC Spindle screwdriver Straight design | Type Part no. | 321E22-00120 503030A | 321E22-00200 503030B | 321E27-0010 503040A | 321E27-0018 503040B | 321E27-0024 503040C | 321E27-0042 503040D |
|--|------------------|---|-------------------------|-------------------------------|------------------------|------------------------|------------------------|
| Torque accuracy | | 2 % standard deviation | | | | | |
| Torque range from to | Nm/in.lbs | 0.18-1.2/1.6-10.6 | 0.4-2/3.54-17.7 | 0.15-1/1.33-8.85 | 0.4-1.8/3.54-15.9 | 0.4-2.4/3.54-21.2 | 0.7-4.2/6.2-37.2 |
| Speed range from to | rpm | 50 - 900 | 30 - 550 | 50 - 1000 | 100 - 1000 | 50 - 700 | 40 - 400 |
| Diameter | mm/in. | 22/0.86 | 22/0.86 | 27/1.05 | 27/1.05 | 27/1.05 | 27/1.05 |
| Length | mm/in. | 220/8.6 | 220/8.6 | 237/9.2 | 237/9.2 | 237/9.2 | 249/9.66 |
| Weight | kg/lbs | 0.55/1.21 | 0.55/1.21 | 0.66/1.45 | 0.75/1.65 | 0.75/1.65 | 0.75/1.65 |
| Noise level | dB (A) | 60 | 60 | 60 | 60 | 60 | 60 |
| Internal hex drive with quick change chuck DIN ISO 1173 | | F6.3 (¼") | F6.3 (¼") | F6.3 (¼") | F6.3 (¼") | F6.3 (¼") | F6.3 (¼") |
| Connection parts with inserting end DIN ISO 1173 | | E6.3 (¼") | E6.3 (¼") | E6.3 (¼") | E6.3 (¼") | E6.3 (¼") | E6.3 (¼") |
| Used with sequence controller | | AST12-1 AST12-1 PB AST12-1 IE | | | | | |
| Required accessories: | | | | | | | |
| Motor cable straight design Length 2.5m 5m 8m 12m 20m | | 117352A 117352B 117352C 117352D 117352E | | | | | |
| Motor cable with angle connector Length 2.5m 5m 8m 12m 20m | | 117353A 117353B 117353C 117353D 117353E | | | | | |
| Optional accessories: | | | | | | | |
| Depth control digital | | 909052E | | 909052D | | | |
| Depth control analog 10 mm | | 908838I plus amplifier 813712 | | 908838E plus amplifier 813712 | | | |

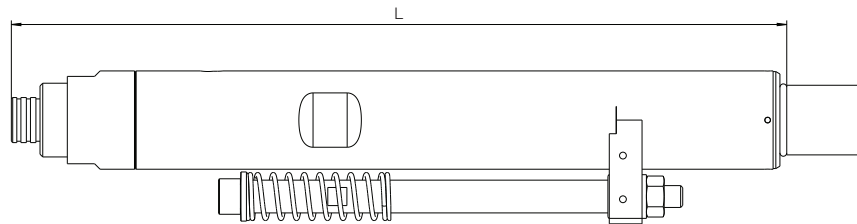
| MINIMAT-EC Spindle screwdriver Straight design | Type Part no. | High Performance 321E27-0042-HP 503040E | High Performance 321E27-0080-HP 503040F |
|--|------------------|---|---|
| Torque accuracy | | 2 % standard deviation | |
| Torque range from to | Nm/in.lbs | 0.7 - 4.2 / 6.2 - 37.2 | 1.5 - 8 / 13.28 - 70.8 |
| Speed range from to | rpm | 40 - 750 | 30 - 450 |
| Diameter | mm/in. | 27 / 1.05 | 27 / 1.05 |
| Length | mm/in. | 237 / 9.24 | 251 / 9.79 |
| Weight | kg/lbs | 0.75 / 1.65 | 0.8 / 1.76 |
| Noise level | dB (A) | 60 | 60 |
| Internal hex drive with quick change chuck DIN ISO 1173 | | F6.3 (¼") | F6.3 (¼") |
| Connection parts with inserting end DIN ISO 1173 | | E6.3 (¼") | E6.3 (¼") |
| Used with sequence controller | | AST12-2 AST12-2 PB AST12-2 IE | |
| Required accessories: | | | |
| Motor cable straight design Length 2.5m 5m 8m 12m 20m | | 117352A 117352B 117352C 117352D 117352E | |
| Motor cable with angle connector Length 2.5m 5m 8m 12m 20m | | 117353A 117353B 117353C 117353D 117353E | |
| Optional accessories: | | | |
| Depth control digital | | 909052D | |
| Depth control analog 10 mm | | 908838E plus amplifier 813712 | |



Further information on installation as well as CAD models can be found in the download area on our website www.deprag.com.


TECHNICAL DATA SPINDLE SCREWDRIVER, straight design, size 36

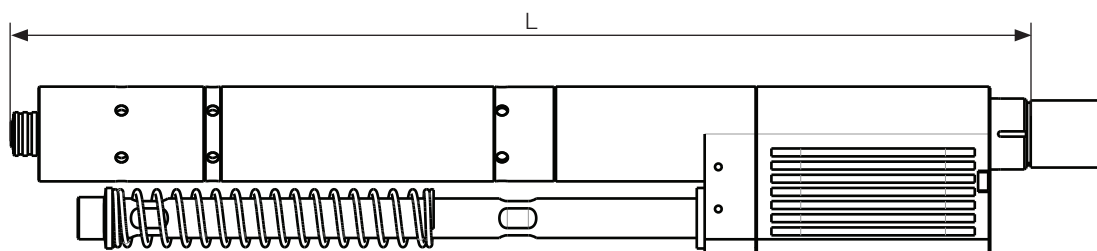
| MINIMAT-EC Spindle screwdriver Straight design | Type Part no. | 321E36-0040 503060A | 321E36-0060 503060B | 321E36-0090 503060C | 321E36-0120 503060D | 321E36-0180 503060E | 321E36-0250 503060F |
|---|------------------|---|------------------------|------------------------|------------------------|-------------------------|--------------------------|
| Torque accuracy | | 2 % standard deviation | | | | | |
| Torque range from to | Nm in.lbs | 0.8 - 4 7.08 - 35.4 | 1 - 6 8.85 - 53.1 | 2 - 9 17.7 - 79.65 | 2 - 12 17.7 - 106.2 | 3 - 18 26.55 - 159.3 | 5 - 25 44.25 - 221.25 |
| Speed range from to | rpm | 100 - 1000 | 70 - 740 | 50 - 540 | 35 - 380 | 25 - 280 | 20 - 220 |
| Diameter | mm/in. | 36/1.4 | 36/1.4 | 36/1.4 | 36/1.4 | 36/1.4 | 36/1.4 |
| Length | mm/in. | 284/11.08 | 284/11.08 | 284/11.08 | 284/11.08 | 284/11.08 | 284/11.08 |
| Weight | kg/lbs | 1.4/3.1 | 1.4/3.1 | 1.4/3.1 | 1.4/3.1 | 1.4/3.1 | 1.4/3.1 |
| Noise level | dB (A) | 60 | 60 | 60 | 60 | 60 | 60 |
| Internal hex drive with quick change chuck DIN ISO 1173 | | F6.3 (¼") | F6.3 (¼") | F6.3 (¼") | F6.3 (¼") | F6.3 (¼") | F6.3 (¼") |
| Connection parts with inserting end DIN ISO 1173 | | E6.3 (¼") | E6.3 (¼") | E6.3 (¼") | E6.3 (¼") | E6.3 (¼") | E6.3 (¼") |
| Used with sequence controller | | AST12-2 AST12-2 PB AST12-2 IE | | | | | |
| Required accessories: Motor cable straight design Length 2.5m 5m 8m 12m 20m | | 117352A 117352B 117352C 117352D 117352E | | | | | |
| Motor cable with angle connector Length 2.5m 5m 8m 12m 20m | | 117353A 117353B 117353C 117353D 117353E | | | | | |
| Optional accessories: Depth control digital Depth control analog 10 mm | | 9411771 908838D plus amplifiier 813712 | | | | | |



Further information on installation as well as CAD models can be found in the download area on our website www.deprag.com.


TECHNICAL DATA SPINDLE SCREWDRIVER, straight design, size 36

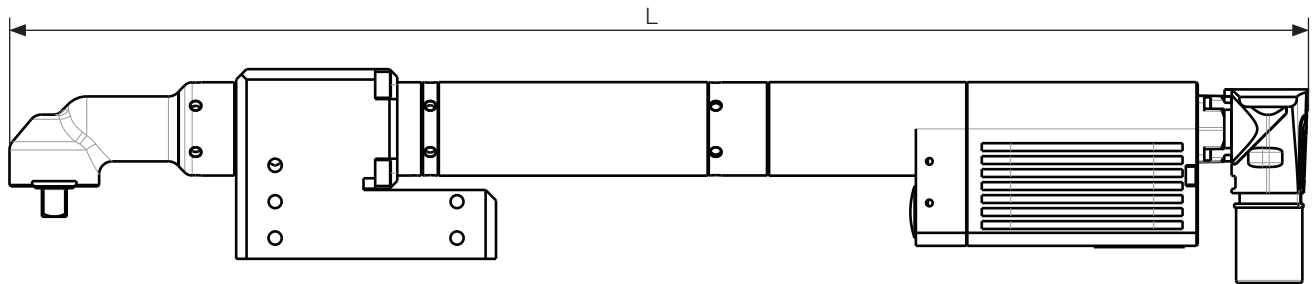
| MINIMAT-EC Spindle screwdriver Straight design |  | Type Part no. | 322E36-0120 504010A | 322E36-0200 504010B | 322E36-0320 504010C | 322E36-0500 504010D |
|---|---|--|------------------------|------------------------|------------------------|------------------------|
| Torque accuracy | | 2 % standard deviation | | | | |
| Torque range from to | Nm/in.lbs | 2.4 - 12 / 21.2-106.2 | 4 - 20 / 35.4-177 | 6.4 - 32 / 56.6-283.2 | 10 - 50 / 88.5 - 442.5 | |
| Speed range from to | rpm | 50 - 1000 | 35 - 700 | 25 - 450 | 20 - 290 | |
| Diameter | mm/in. | 36/1.4 | 36/1.4 | 36/1.4 | 36/1.4 | |
| Length | mm/in. | 387.5 / 15.1 | 387.5 / 15.1 | 390 / 15.2 | 390 / 15.2 | |
| Weight | kg/lbs | 2.3 / 5.1 | 2.3 / 5.1 | 2.5 / 5.5 | 2.5 / 5.5 | |
| Noise level | dB (A) | 62 | 62 | 62 | 62 | |
| Internal hex drive with quick change chuck DIN ISO 1173 | | F6.3 (¼") | F6.3 (¼") | F11.2 (7/16") | F11.2 (7/16") | |
| Connection parts with inserting end DIN ISO 1173 | | E6.3 (¼") | E6.3 (¼") | E11.2 (7/16") | E11.2 (7/16") | |
| Used with sequence controller | | AST12-3 AST12-3 PB AST12-3 IE | | | | |
| Required accessories: Motor cable straight design Length 2.5m 5m 8m 12m | | 125495A 125495B 125495C 125495D | | | | |
| Optional accessories: Depth control digital Depth control analog 10 mm | | 9411771 908838D plus amplifier 813712 | | | | |




Further information on installation as well as CAD models can be found in the download area on our website www.deprag.com.

TECHNICAL DATA SPINDLE SCREWDRIVER, angle head, size 36

| | | | | | | |
|--|---|--|---|---|---|---|
| MINIMAT-EC Spindle screwdriver Angle head, lever start External square drive DIN 3121 Connection parts with inserting end DIN 3121 Internal square drive |  | Type Part no. | 322EW36-0200-F10 504013A F10 (3/8") G10 (3/8") | 322EW36-0300-F10 504013B F10 (3/8") G10 (3/8") | 322EW36-0500-F12,5 504013C F12,5 (1/2") G12,5 (1/2") | 322EW36-0700-F12,5 504013D F12,5 (1/2") G12,5 (1/2") |
| Torque accuracy | | | 2 % standard deviation | | | |
| Torque range from to | Nm/in.lbs | 6 - 20 / 53.1-177 | 10 - 30 / 88.5-265.5 | 15 - 50 / 132.8-442.5 | 20 - 70 / 177-619.5 | |
| Speed range from to | rpm | 40 - 700 | 30 - 450 | 20 - 280 | 20 - 170 | |
| Diameter | mm/in. | 36/1.4 | 36/1.4 | 36/1.4 | 36/1.4 | |
| Length | mm/in. | 500 / 19.5 | 500 / 19.5 | 500 / 19.5 | 500 / 19.5 | |
| Weight | kg/lbs | 3.8 / 8.4 | 3.8 / 8.4 | 4.1 / 9 | 4.1 / 9 | |
| Noise level | dB (A) | 62 | 62 | 62 | 62 | |
| Used with sequence controller | | AST12-3 AST12-3 PB AST12-3 IE | | | | |
| Required accessories: Motor cable straight design Length 2.5m 5m 8m 12m The cable connection can be rotated 330°. | | 125495A 125495B 125495C 125495D | | | | |
| Optional accessories: Depth control digital Depth control analog 10 mm | | 9411771 908838D plus amplifier 813712 | | | | |



 Further information on installation as well as CAD models can be found in the download area on our website www.deprag.com.

OPTIONALLY AVAILABLE SOFTWARE SOLUTIONS

| | | |
|---|----------|--|
| DEPRAG Cockpit Basic 1 device license | Part no. | 145806 (included in delivery of the screwdriving system DEPRAG Plus) |
| DEPRAG Cockpit Advanced1 1 device license | Part no. | 145795 |
| DEPRAG Cockpit Advanced5 5 device licenses | Part no. | 145796 |
| DEPRAG Cockpit Advanced10 10 device licenses | Part no. | 145797 |
| DEPRAG Cockpit Advanced20 20 device licenses | Part no. | 145798 |
| DEPRAG Cockpit Advanced50 50 device licenses | Part no. | 145799 |
| DEPRAG Cockpit Professional1 1 device license | Part no. | 145440 |
| DEPRAG Cockpit Professional5 5 device licenses | Part no. | 142967 |
| DEPRAG Cockpit Professional10 10 device licenses | Part no. | 142968 |
| DEPRAG Cockpit Professional20 20 device licenses | Part no. | 142978 |
| DEPRAG Cockpit Professional50 50 device licenses | Part no. | 142979 |
| Demo version DEPRAG Cockpit Professional Activation code | Part no. | 164785 |
| Cockpit Programming Samples | Part no. | 166217 |
| DEPRAG Graph Viewer Activation code | Part no. | 128901 |
| DEPRAG Data eXchange Activation code | Part no. | 132680 |
| TIA Link Activation code | Part no. | 135839 |
| TwinCAT Link Activation code | Part no. | 140996 |
| Clamp Force Control (seating point detection) Activation code | Part no. | 142961 |
| Friction dependent torque screw assembly Activation code | Part no. | 142959 |
| Software update one-time Activation code | Part no. | 142966 |
| Software update annual license Activation code | Part no. | 142965 |
| Visualisation of the process Activation code | Part no. | 144248 |
| DEPRAG Operator Guidance Activation code | Part no. | 146536 |
| Safety & Change tracking Activation code | Part no. | 144251 |
| Industry 4.0 interfaces Activation code | Part no. | 142962 |
| DEPRAG Universal Robots Link Activation code | Part no. | 164982 |
| Process Control Activation code | Part no. | 179966 |
| Process Control (duration 30 days) Activation code | Part no. | 179972 |
| Allen-Bradley Link Activation code | Part no. | 190928 |
| DEPRAG GraphViewer Cloud Activation code | Part no. | 193198 |

Further details on the software products can be found in our catalog D3900E.

FURTHER OPTIONALLY AVAILABLE ACCESSORIES

| Motor cable extension | suitable for series 321EGx22-.. |
|------------------------------|--|
| Length 2.5 m | 127859A |
| Length 5.5 m | 127859B |
| Length 9.5 m | 127859C |

The total length including the motor cable extension must not exceed 12 meters.

| Toolbox | Type Part no. | TB 7 398097B |
|---------------------------------------|-------------------------|---------------------------------|
| Technical data: | | |
| Tool holders | | 7 |
| Tool size | | up to Ø 24 mm/0.9 in. (AF 19) |
| Voltage | | DC 24 Volt |
| Amperage | | 100 mA |
| Input/output interface | | SUB-D 15-pin connector |
| Start signal | | 4-pin connector |
| Dimensions (WxHxD) | | 225x50x120 mm / 8.8x1.9x4.7 in. |
| Weight | | 1.2 kg / 2.6 lbs. |
| Required: connection cable AST12-TB 7 | | 385451C |

Suitable screwdriver adaptors can be found in product catalog D3345E.

The logo for DEPRAG, consisting of the word "DEPRAG" in a bold, green, sans-serif font.

DEPRAG SCHULZ GMBH u. CO. KG
P.O. Box 1352 | D-92203 Amberg
Carl-Schulz-Platz 1 | D-92224 Amberg
Phone: +49 9621 371-0 | Fax: +49 9621 371-120
www.deprag.com | info@deprag.de

CERTIFIED AS PER DIN EN ISO 9001