

Handheld Screwdriver electric



Cordless Screwdriver with mechanical shut-off clutch

The solution to interfering cables and hoses
pistol grip design - torque ranges between 1 - 6 Nm

- maximum flexibility
- powerful
- economic and reliable
- operator friendly

The cordless screwdriver with mechanical shut-off clutch is the alternative option for assembly when no air supply is available or the use of cabled tools is inadvisable.



ADVANTAGES

Powerful

The screwdrivers are equipped with a brushless drive motor. This motor is distinguished by its first-class screwdriving performance and low loss of energy enabling high torques and simultaneously high drive speeds. The cordless screwdriver covers a torque range of 1 to 6 Nm in two versions.

Economic and reliable

The use of contactless electronic sensors for start signal and reversal as well as the robust drive technology guarantees low wear and continuous reliability.

Maximum Flexibility

Many assembly tasks are hindered by electrical cables or pneumatic hoses. This cordless screwdriver is most suitable for these assembly tasks.

Operator friendly

Low tool weight and ergonomic design provide for low fatigue operation.



Our range of handheld electric screwdrivers offers the customer all the well-known advantages of the DEPRAG screwdriving system. The high quality Li-Ion low self-discharge batteries allow for a large number of charging cycles. The intelligent quick charge device enables charging in only 30 minutes. Our standard programme of inserting tools can be used with these products.

Torque accuracies of < 3% standard deviation and thus Cmk values of ≥ 1.67 with a tolerance of $\pm 15\%$ can be reached * with these screwdrivers. Statistically speaking, the error rate is less than 0.6 per one million screw assemblies.

*) under suitable process conditions

TECHNICAL DATA

Cordless Screwdriver, handheld, pistol grip

Screwdriver reversible	Type	342APT-0035	342APT-0060
Trigger/button start	Part no.	385851A	385852A
Screw size	upto	M4	M5
Torque min.	Nm / in.lbs	1.0 / 8.85	2.0 / 17.7
Torque max.	Nm / in.lbs	3.5 / 31	6.0 / 53.1
Speed - switchable	rpm	650/1000	650/1000
Dimensions without battery (DxLxH)	mm / in.	75 x 226 x 196 / 2.9 x 8.8 x 7.6	75 x 226 x 196 / 2.9 x 8.8 x 7.6
Dimensions with battery (DxLxH)	mm / in.	75 x 226 x 248 / 2.9 x 8.8 x 9.7	75 x 226 x 248 / 2.9 x 8.8 x 9.7
Weight (without battery)	kg / lbs	0.98 / 2.16	0.98 / 2.16
Noise level	dB (A)	68	68
Operating voltage (DC)	V	18	18
Quick change chuck hex. female DIN ISO 1173		F6.3 (1/4")	F6.3 (1/4")


Included in delivery


Protective sleeve - metal design, type HS4-1, part no. 815381

Suitable tool inserts and connecting components with a drive as per DIN ISO 1173 – E6.3 (1/4") → D3320E.


ACCESSORIES

Required Accessories


Battery	Type	Li-Ion 18V 35Wh	<ul style="list-style-type: none"> - High current cells with high power density - Protection functions such as deep discharge, short circuit and overload - Optimized charging of individual battery cells 	
	Part no.	815372		
Energy storage	Wh	35		
Weight	kg / lbs	0.40 / 0.88		
	mm	92 x 75 x 63		
Dimensions (W x D x H)	in.	3.59 x 2.9 / 2.46		

Charger	Type	Li-Ion 18V	<ul style="list-style-type: none"> - charging status shown via LED's and signal - battery recognition - intelligent quick charge device (80 % in 30 minutes) - warning signals 	
	Part no.	815373		
Operating voltage (AC)	V	90 - 240		
Weight	kg / lbs	0.50 / 1.1		
	mm	115 x 147 x 83		
Dimensions (W x D x H)	in.	4.5 x 5.7 x 3.2		

Power cable for charger

Power cable EU (2m/6.56ft.)	Type	KN-NG40-EU	
	Part no.	833790	
Power cable US (2m/6.56ft.)	Type	KN-NG40-US	
	Part no.	833791	
Power cable UK (2m/6.56ft.)	Type	KN-NG40-UK	
	Part no.	833792	

Optional Accessories

Torque setting tool - to set the torque without disassembling the protective sleeve - when frequent changes of the shut-off torque are necessary	Type Part no.	WK3 834135	
---------------------------------------------------------------------------------------------------------------------------------------------------------------	-------------------------	----------------------	---------------------------------------------------------------------------------------



DEPRAG

DEPRAG SCHULZ GMBH u. CO.

P.O. Box 1352, D-92203 Amberg, Germany
Carl-Schulz-Platz 1, D-92224 Amberg
Phone (+49) 9621 371-0, Fax (+49) 9621 371-120
www.deprag.com
info@deprag.de

CERTIFIED AS PER DIN EN ISO 9001
